

SS0913 *4 Digit Universal Timer with clock*

Features

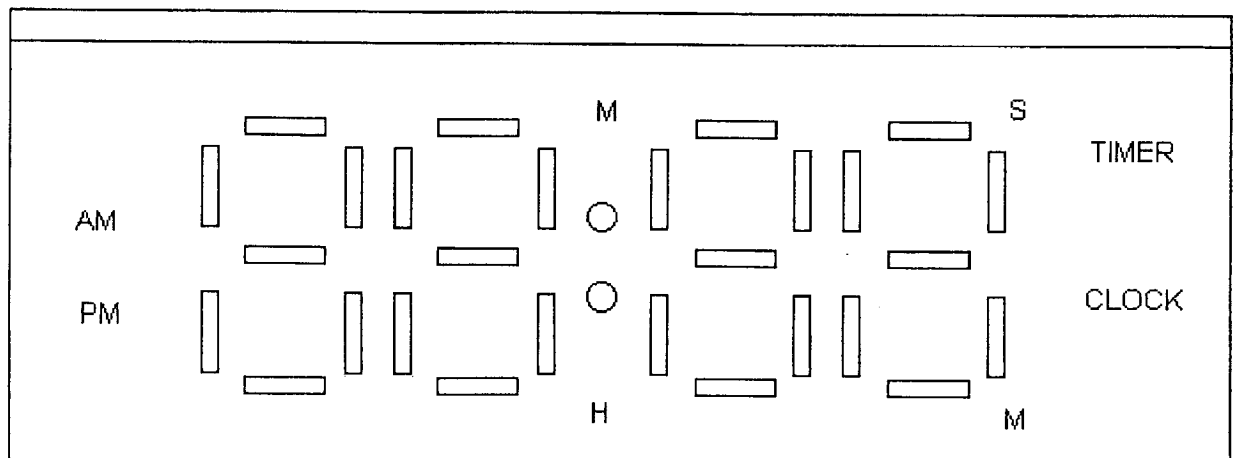
- * 4 digit LCD display.
- * HH:MM or MM:SS Display.
- * Real time Clock.
- * 3 keys operation.
- * 8 bonding option.
- * Direct drive 1/2 bias 1/3 duty LCD.
- * Very low power consumption
- * 32768 Crystal oscillator
- * Single 1.5V operation.

General Description

The SS0913 is a 4 digit timer with a real time clock. It is three keys operation : KH, KL and KST. It is very universal such that the user can tailor to the specific application as needed by bonding option. There are 8 bonding options

1. BUP : enable/disable count up function.
2. BDN : enable/disable count down function.
3. BMMSS : Hour/Minute or Minute/Second timer.
4. B99 : Maximum is 99Hour/Minute or 19Hour/Minute.
5. BNCLOCK : enable/disable clock function.
6. BSET : enable/disable timer setting in PAUSE mode.
7. BNREP : enable/disable count down repeat function.
8. BOFF : enable/disable LCD off function.

LCD Drawing



Functional Description

Power up

At power up, the SS0913 turns on all LCD for 1 second.

If BNCLOCK == VDD, the SS0913 display timer.

If BNCLOCK == GND, the SS0913 display clock "am 1:00"

Clock Mode

In Clock Mode, press KH enters clock setting mode.

The setting sequence is : Clock Mode → Set Clock Hour → Set Clock Minute → Clock Mode.

Press KL to set the corresponding value.

Press KST enters Timer Mode.

Timer Mode Operation

The operation of the SS0913 depends on the 8 bonding option .

(Note : All bonding option input has a pull high resistor, therefore, floating == VDD).

	BONDED	Description
BUP	VDD	Count up enable. Press KST will count up if the timer value is 0:00.
	GND	Count up disable Press KST will have no function is the timer value is 0:00.
BDN	VDD	Count down enable. Press KL, KH sets the timer value for count down.
	GND	Count down disable Press KL, KH has no function for setting (no count down).
BMS	VDD	Minute Second mode. Press KL sets second value, KH sets minute value.
	GND	Hour Minute mode. Press KL sets minute value, KH sets hour value.
B99	VDD	Maximum range for hour setting is 99Hours.
	GND	Maximum range for hour setting is 19Hours.
BNCL OCK	VDD	No Clock
	GND	Enable clock. In timer mode, press KL, KH, KST simultaneously enters clock mode.
BSET	VDD	Enable setting in PAUSE mode. While the timer is counting, press KST enters PAUSE mode.
	GND	No setting in PAUSE mode.
BNRE P	VDD	No repeat function.
	GND	Repeat function enabled. The timer will restart from the setting value by the end of count automatically. The alarm will last for 1 minute
BOFF	VDD	If clock is selected (BNCLOCK==GND), the timer return to clock mode after 1 minute of idle state. If clock is not selected (BNCLOCK==VDD), the timer will be off.
	GND	If clock is selected (BNCLOCK==GND), the timer return to clock mode after 1 minute of idle state. If clock is not selected (BNCLOCK==VDD), the timer will be permanently on.

Pin Assignment

DESIGNATION	TYPE	DESCRIPTION
BD [0:1]	OUTPUT	Buzzer output
F512, VCAP	OUTPUT	Doubler output
VEE	OUTPUT	-1.5V
T1, T2	INPUT	TEST pin
COSCO	OUTPUT	32KHz oscillator output
COSCI	INPUT	32KHz oscillator input
VDD	POWER	+1.5V power supply
GND	POWER	Ground
KL, KH, KST	INPUT(PH)	Input key
BUP, BDN, B99, BMMSS, BNCLOCK, BSET, BNREP, BOFF	INPUT(PH)	Bonding option
C[1:3]	OUTPUT	LCD Common output
S[1:16]	OUTPUT	LCD Segment output

Note: (PH) - pull high

Absolute Maximum Ratings

Supply voltage Vdd - Vss.....0 to 5V
 Input voltage Vin.....Vss to Vdd
 Operating temperature Top-10°C to 60°C
 Storing temperature Tst-40°C to 70°C

Comments

Stress above those listed under "absolute Maximum Ratings" may cause permanent damage to the device. These are stress rating only. Functional operation of this device at these or any other conditions above those indicated in the operational sections of this specification is not implied and exposure to absolute maximum rating conditions for extended periods may affect device reliability.

D.C. Electrical Characteristics

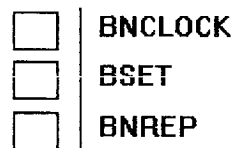
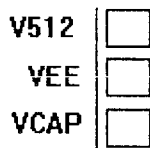
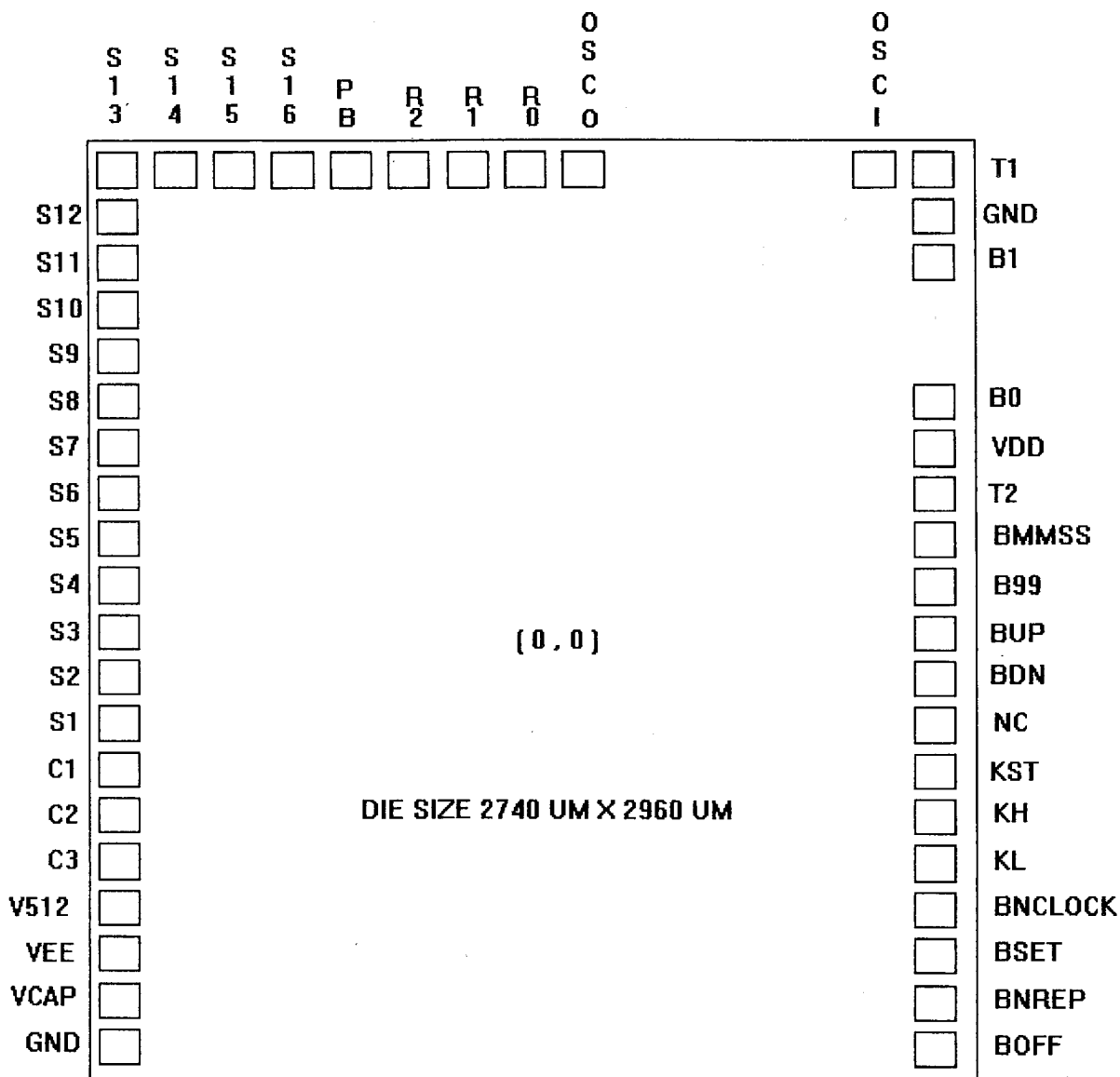
(GND = 0V, Vdd = 1.5V, Ta = 25°C unless otherwise specified)

Parameter	Symbol	Min.	Typ.	Max.	Unit	Conditions
Supply Voltage	Vdd	1.2	1.5	1.8	V	
Operating current	Idd	-	2	6	μA	No load
OSC. built-in cap	Cd	-	20	-	pF	
OSC. trimmer cap	Ctrim	5	-	35	pF	
Frequency stability	$\Delta f/f$	-	-	10	ppM	Vdd=1.6-1.4
Buzzer output current	Ibd	500	-	-	μA	Vbd-Vss=0.5
LCD frequency	Flcd	-	64	-	Hz	
Segment current	Ilcd	0.15	-	-	μA	Vseg=0.2V
Common current	Icom	3.0	-	-	μA	Vcom=0.2V

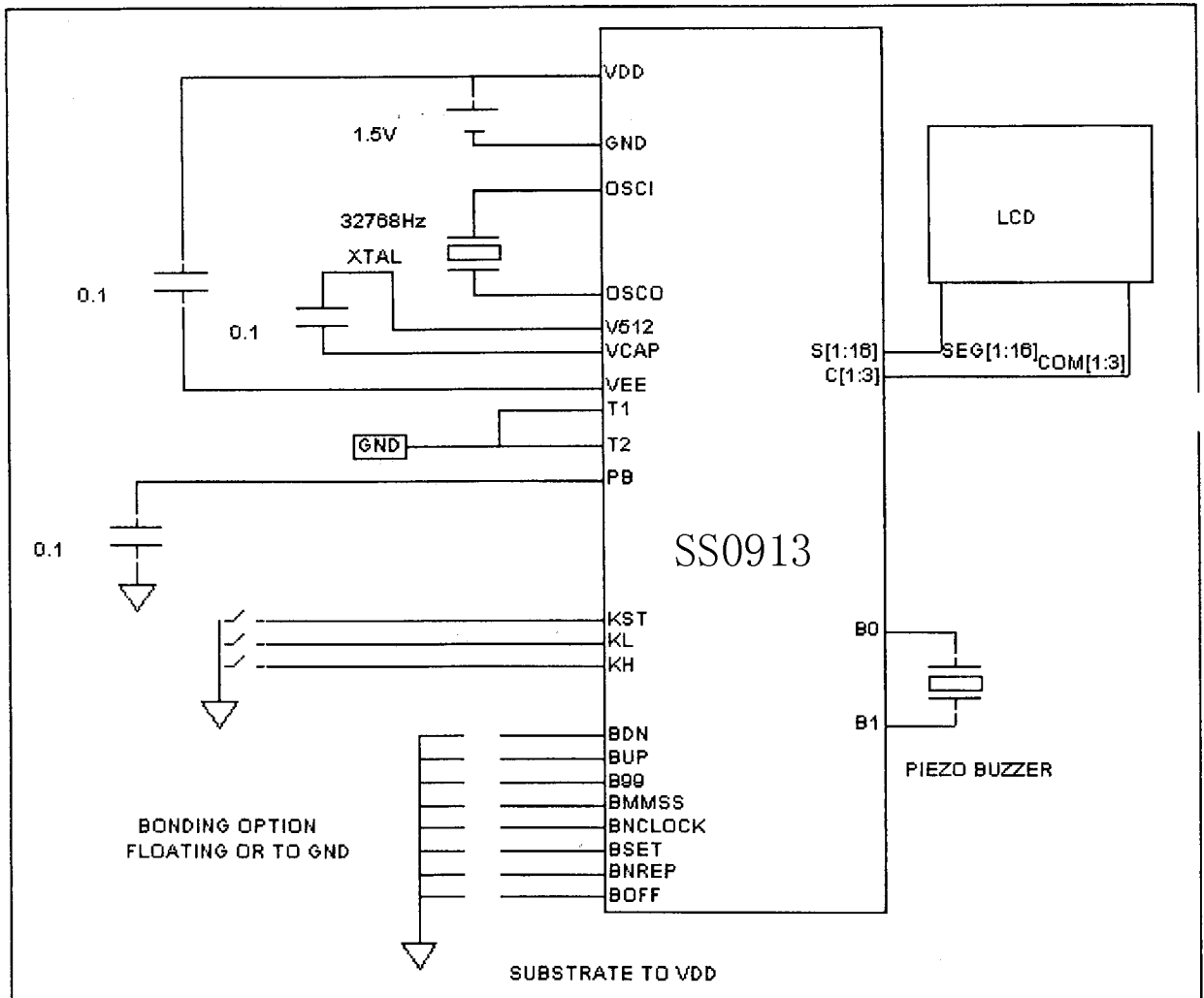
Pad Coordinate

PAD	X(μ m)	Y(μ m)	PAD	X(μ m)	Y(μ m)
GND	-1295.0	-1394.0	PB	-743.0	+1350.0
VCAP	-1295.0	-1251.0	R2	-593.0	+1350.0
VEE	-1295.0	-1110.0	R1	-449.0	+1350.0
V512	-1295.0	-965.0	R0	-225.0	+1350.0
C3	-1295.0	-825.0	OSCO	-75.0	+1350.0
C2	-1295.0	-685.0	OSCI	+1105.0	+1340.0
C1	-1295.0	-545.0	T1	+1246.0	+1340.0
S1	-1295.0	-400.0	GND	+1246.0	+1140.0
S2	-1295.0	-260.0	B1	+1246.0	+988.0
S3	-1295.0	-120.0	B0	+1246.0	+678.0
S4	-1295.0	+20.0	VDD	+1246.0	+543.0
S5	-1295.0	+160.0	T2	+1246.0	+395.0
S6	-1295.0	+300.0	BMMSS	+1246.0	+226.0
S7	-1295.0	+440.0	B99	+1246.0	+78.0
S8	-1295.0	+580.0	BUP	+1246.0	-70.0
S9	-1295.0	+720.0	BDN	+1246.0	-216.0
S10	-1295.0	+860.0	NC	+1246.0	-365.0
S11	-1295.0	+1000.0	KST	+1246.0	-513.0
S12	-1295.0	+1140.0	KH	+1246.0	-661.0
S13	-1303.0	+1350.0	KL	+1246.0	-809.0
S14	-1163.0	+1350.0	BNCLOCK	+1246.0	-957.0
S15	-1023.0	+1350.0	BSET	+1246.0	-1105.0
S16	-883.0	+1350.0	BNREP	+1246.0	-1253.0
			BOFF	+1246.0	-1400.0

Pad Location

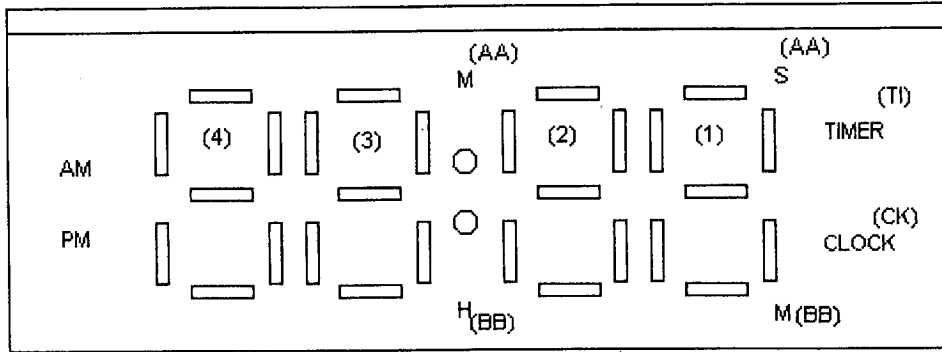


Application Circuit



LCD DRAWING

PIN 1.....



PIN	1	2	3	4	5	6	7	8	9	10	11	12	13	14	15	16
SIGNAL	C3	C2	C1	S1	S2	S3	S5	S6	S7	S8	S9	S10	S11	S13	S14	S15
COM1	/	/	C1	4F	4A	4B	3F	3A	3B	AA	2F	2A	2B	1F	1A	1B
COM2	/	C2	/	4E	4G	4C	3E	3G	3C	:	2E	2G	2C	1E	1G	1C
COM3	C3	/	/	AM	4D	PM	/	3D	/	BB	/	2D	/	CK	1D	TI

欢迎索取免费详细资料、设计选型指南和光盘、样品；产品繁多未能尽录，欢迎来电查询。

[中国传感器科技信息网：HTTP://WWW.SENSOR-IC.COM/](http://WWW.SENSOR-IC.COM/)

[工控安防网：HTTP://WWW.PC-PS.NET/](http://WWW.PC-PS.NET/)

[消费电子专用电路网：HTTP://WWW.SUNSTARE.COM/](http://WWW.SUNSTARE.COM/)

E-MAIL：xjr5@163.com szss20@163.com

MSN：suns8888@hotmail.com

QQ：195847376

地址：深圳市福田区福华路福庆街鸿图大厦 1602 室

电话：0755-83376549 83376489 83387030 83387016

传真：0755-83376182 83338339 邮编：518033 手机：(0)13902971329

深圳展销部：深圳华强北路赛格电子市场 2583 号 TEL/FAX：
0755-83665529 25059422

北京分公司：北京海淀区知春路 132 号中发电子大厦 3097 号

TEL：010-81159046 82615020 13501189838 FAX：010-82613476

上海分公司：上海市北京东路 668 号上海赛格电子市场 2B35 号

TEL：021-28311762 56703037 13701955389 FAX：021-56703037

西安分公司：西安高新开发区 20 所(中国电子科技集团导航技术研究所)
西安劳动南路 88 号电子商城二楼 D23 号

TEL：029-81022619 13072977981 FAX:029-88789382

成都：TEL:(0)13717066236

技术支持：0755-83394033 13501568376