

VF265

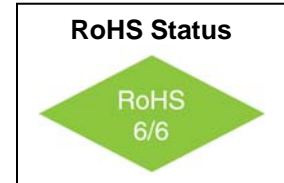

XO Low Jitter

5x7mm SMD, LVPECL



Features

- 25MHz to 320MHz Frequency Range
- Tight duty cycle
- <1ps jitter over 12KHz ~ 20MHz
- Output Enable on Pad 2



Applications

- Optical Networking, SONET / SDH
- 10 Gigabit Ethernet
- Broadband Access

Electrical Specifications

Parameter	Symbol	Condition	Min	Typ	Max	Unit	Note
Frequency Range	F		25		320	MHz	
Frequency Stability	$\Delta F/F$	Over all conditions of :- Operating Temperature; Supply Voltage; 10 Years Aging; shock & vibration			± 20 ± 25 ± 50 ± 100	ppm	Order Code S Order Code A Order Code B standard
Operating Temperature	T		0° -40°		+70° +85°	°C	
Output			LVPECL				
Supply Voltage	Vcc	LVPECL	3.15	3.30	3.45	V	
Input Current	Icc	50 Ohm Load		55	88	mA	



VF265

XO Low Jitter

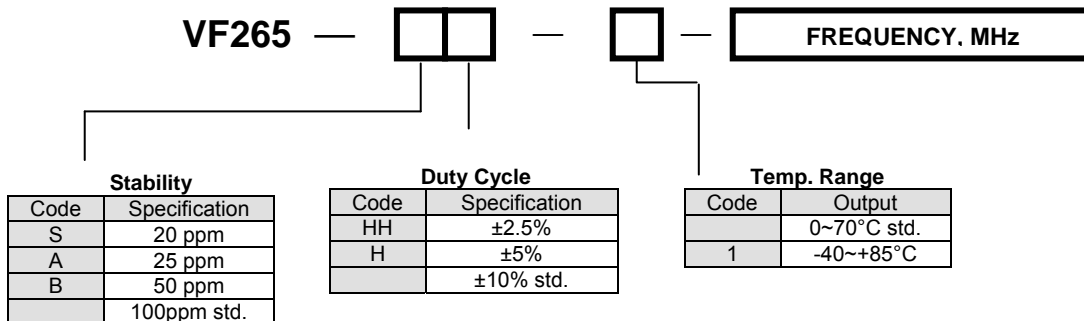
5x7mm SMD, LVPECL



Electrical Specifications

Parameter	Symbol	Condition	Min	Typ	Max	Unit	Note
Load	50 Ohm to Vcc-2V or Thevenin Equivalent Bias Required						
Duty Cycle			47.5 45 40	50 50 50	52.5 55 60	%	Order Code HH Order Code H Standard
Rise / Fall Time	Tr/Tf	20% to 80%		0.5	0.8	ns	
Logic "1" Level	Voh	Vcc = 3.3V	2.275	2.35	2.42	V	
Logic "0" Level	Vol	Vcc = 3.3V	1.49	1.60	1.68	V	
Start up time				2	10	ms	
Jitter (RMS) 12KHz~20MHz					0.7	ps	
Enable "1"	V _{IH}	Outputs Active	0.7Vcc	-	-	V	Pad 2 may float
Disable "0"	V _{IL}	Outputs Disabled	-	-	0.3Vcc	V	Outputs become tristate (High Impedance)

How to Order



VF265

XO Low Jitter

5x7mm SMD, LVPECL



Absolute Maximum Ratings

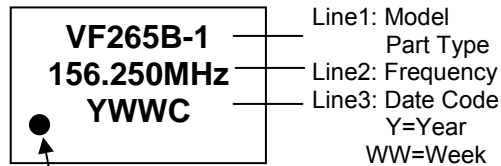
Parameter	Symbol	Condition	Min	Typ	Max	Unit	Note
Supply Break Down Voltage	V _{cc}		-0.5		4.6	V	
Storage Temperature	T _s		-55		+125°	°C	
Junction Temperature	T _j				+125°	°C	

Environmental and Mechanical

Parameter	Specification
Mechanical Shock	Per MIL-STD-202, Method 213, Condition E
Thermal Shock	Per MIL-STD-883, Method 1011, Condition A
Vibration	Per MIL-STD-883, Method 2007, Condition A
Soldering Conditions	IR reflow compatible with 260°C peak Temperature max 10 seconds and temperature above 220°C 90 seconds max.
Hermetic Seal	Leak rate less than 5x10 ⁻⁸ atm.cc/s of helium

Pin #	Connection
1	N/C
2	OE
3	Case GND
4	Output
5	Output
6	V _{cc}

Marking Specifications



Pin 1

Example marking shown for VF265B-1-156.250MHz product

