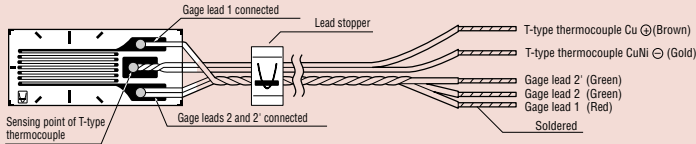


Gages for General Stress Measurement

KFGT

- Gage Factor Approx. 2.1
- Applicable Linear Expansion Coefficients 11, 16, 23, 27
- Self-temperature-compensation Range 10 to 100°C
- Gage Resistance 120Ω
- Pieces per Pack 5







Applicable Adhesives and Operating Temperature Ranges

CC-33A: -10 to 120°C
 CC-35: -10 to 120°C
 EP-34B: -10 to 120°C

■ Foil Strain Gages with Temperature Sensor

The KFGT gages are foil strain gages incorporating a T-type thermocouple for simultaneous measurement of strain and temperature. They ensure not only efficient strain measurement under environments where temperature change or temperature gradient necessitates simultaneous measurement of strain and temperature but also highly precise compensation of thermally-induced apparent strain. It is recommended to use KYOWA data logger UCAM-20PC or UCAM-60A as a mating measuring instrument.

KFGT Gages ● Uniaxial 120Ω

Pattern	Leadwire Cable - Type and Shape	Operating Temp. Range	Leadwire Length	Model																			
 KFGT-5-120-C1-11 16 23 27 Uniaxial ● Base Size 10 x 4.5mm ● Gage Length 5 mm	Polyester-coated copper wires 5cm long  (3 wires for strain, 2 wires for temperature) Standard Accessory Leadwire stopper to prevent the gage from damaging	-10 to 120°C	1m	KFGT-5-120-C1-11 N1M3																			
 KFGT-2-120-C1-11 16 23 27 Uniaxial ● Base Size 7 x 4.5mm ● Gage Length 2 mm	Polyester-coated copper wires 5cm long  (3 wires for strain, 2 wires for temperature) Standard Accessory Leadwire stopper to prevent the gage from damaging	-10 to 120°C	1m	KFGT-2-120-C1-11 N1M3																			
Options Extension Leadwire Cables <table border="1" style="width: 100%; border-collapse: collapse;"> <thead> <tr> <th rowspan="2">Model</th> <th colspan="3">Dimensions (mm)</th> <th rowspan="2">Quantity per Case</th> <th rowspan="2">Remarks</th> </tr> <tr> <th>Length</th> <th>Width</th> <th>Thickness</th> </tr> </thead> <tbody> <tr> <td>NT-1M</td> <td>1000</td> <td rowspan="3">7.2</td> <td rowspan="3">1.2</td> <td rowspan="3">5</td> <td rowspan="3">With gage terminal T-F25</td> </tr> <tr> <td>NT-2M</td> <td>2000</td> </tr> <tr> <td>NT-4M</td> <td>4000</td> </tr> </tbody> </table>	Model	Dimensions (mm)			Quantity per Case	Remarks	Length	Width	Thickness	NT-1M	1000	7.2	1.2	5	With gage terminal T-F25	NT-2M	2000	NT-4M	4000				
Model		Dimensions (mm)					Quantity per Case	Remarks															
	Length	Width	Thickness																				
NT-1M	1000	7.2	1.2	5	With gage terminal T-F25																		
NT-2M	2000																						
NT-4M	4000																						