

REED SWITCH

ORD2210

High Power

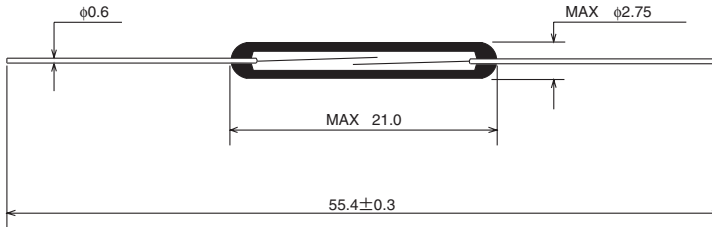
■ GENERAL DESCRIPTION

The ORD2210 is a single-contact reed switch designed for high current of 1.0 A DC and 0.7 A AC and high power of AC 70 VA and DC 50 W. The contacts are sealed within the glass tube with inert gas to maintain contact reliability.

■ FEATURES

- (1) Reed contacts are hermetically sealed within a glass tube with inert gas and do not receive any influence from the external atmospheric environment.
- (2) Quick response
- (3) The structure comprises the operating parts and electrical circuits arranged coaxially. Reed switches are suited to applications in radio frequency operation.
- (4) Reed switches are compact and light weight.
- (5) Superior corrosion resistance and wear resistance of the contacts assures stable switching operation and long life.
- (6) With a permanent magnet installed, reed switches economically and easily become proximity switches.

■ EXTERNAL DIMENSIONS (Unit: mm)



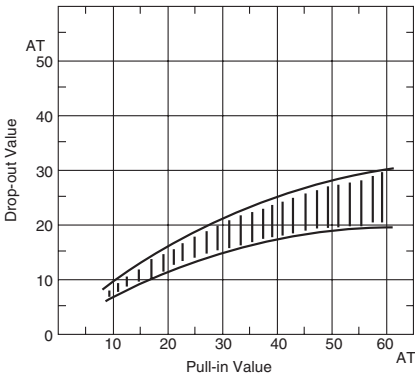
■ APPLICATIONS

- Automotive electronic devices
- Control equipment
- Communication equipment
- Measurement equipment
- Household appliances

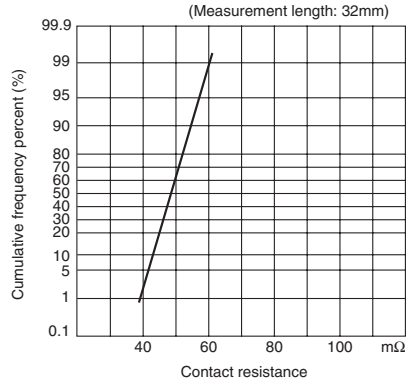
■ ELECTRICAL CHARACTERISTICS

| Parameter | Rated value | Unit |
|---------------------------|----------------------|------|
| Pull-in Value (PI) | 15~60 | AT |
| Drop-out Value (DO) | 7min | AT |
| Contact resistance (CR) | 100 | mΩ |
| Breakdown voltage | 250min (PI≥20) | VDC |
| | 200min (PI<20) | VDC |
| Insulation resistance | 10 ¹⁰ min | Ω |
| Electrostatic capacitance | 0.5max | pF |
| Contact rating | 50 | W |
| | 70 | VA |
| Maximum switching voltage | 200DC | V |
| | 150AC | V |
| Maximum switching current | 1.0DC | A |
| | 0.7AC | A |
| Maximum carry current | 2.5 | A |

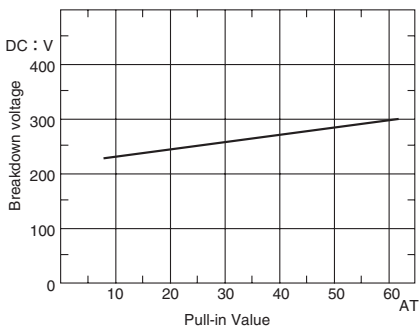
(1) Drop-out Value vs. Pull-in Value



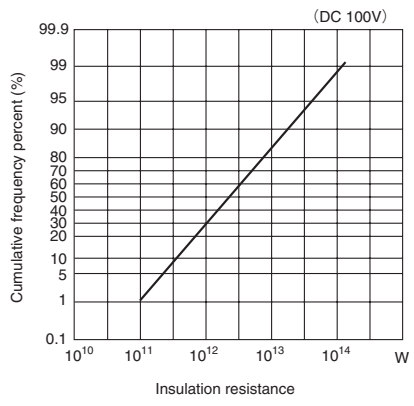
(2) Contact resistance



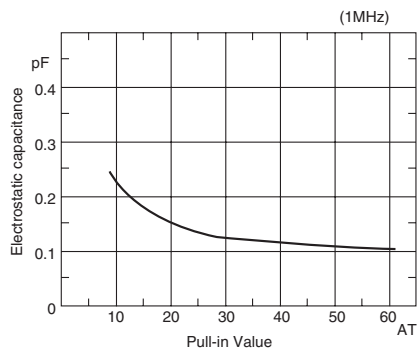
(3) Breakdown voltage



(4) Insulation resistance



(5) Electrostatic capacitance

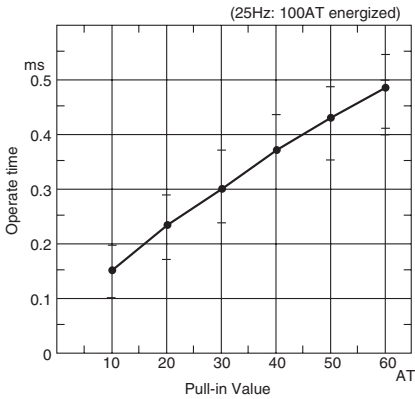


3

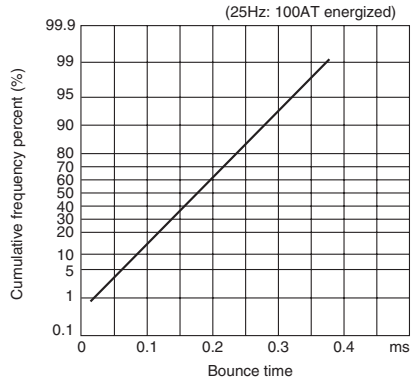
■ OPERATING CHARACTERISTICS

| Parameter | Rated value | Unit |
|-----------------------------|-------------|------|
| Operate time | 0.6max | ms |
| Bounce time | 0.5max | ms |
| Release time | 0.05max | ms |
| Resonant frequency | 2500±250 | Hz |
| Maximum operating frequency | 500 | Hz |

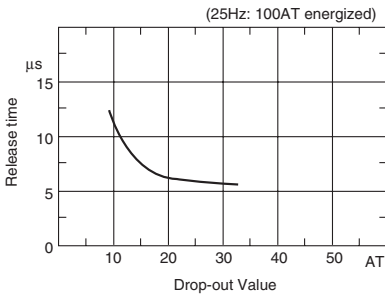
(1) Operate time



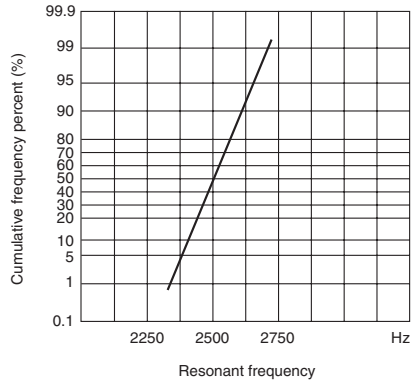
(2) Bounce time



(3) Release time

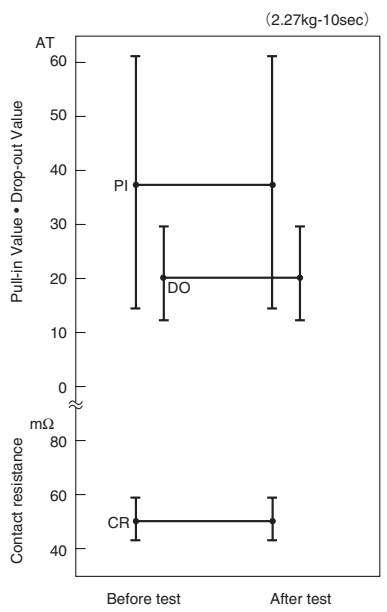


(4) Resonant frequency

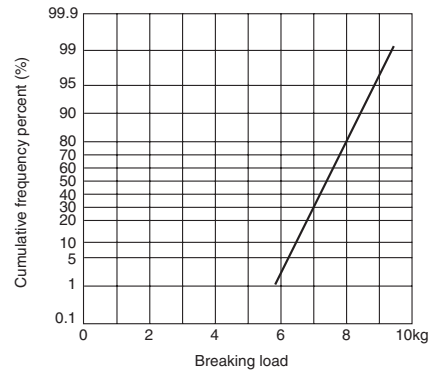


MECHANICAL CHARACTERISTICS

(1) Lead tensile test (static load)

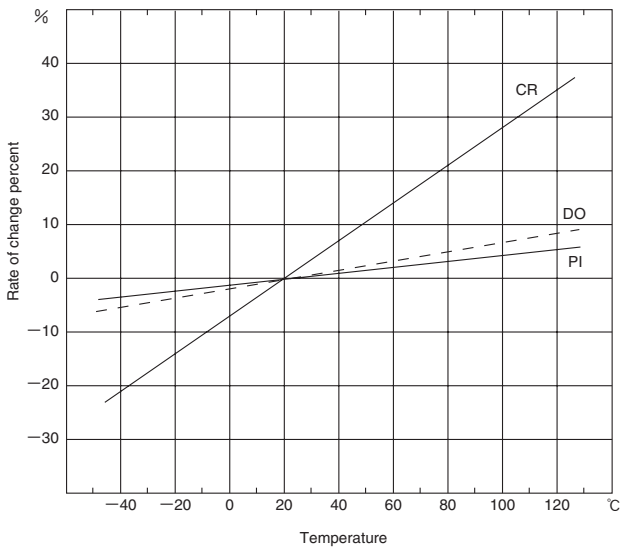


(2) Lead tensile strength



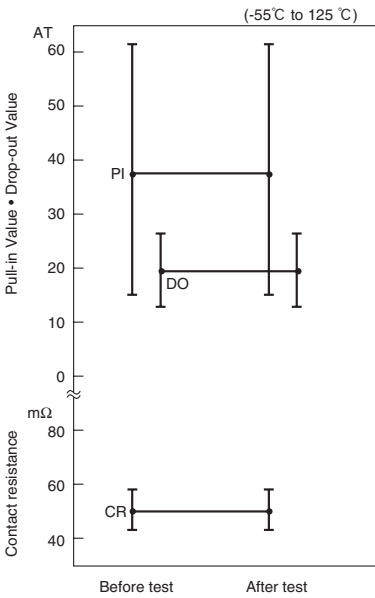
ENVIRONMENTAL CHARACTERISTICS

(1) Temperature characteristics

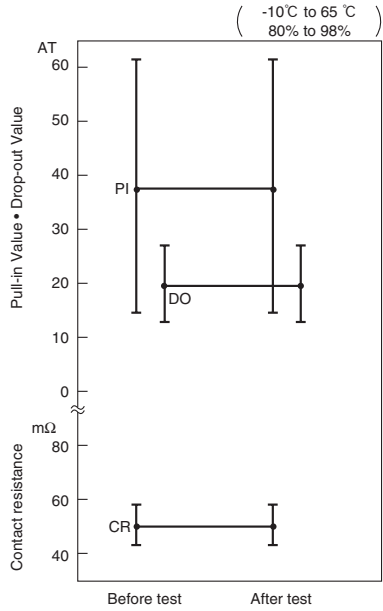


3

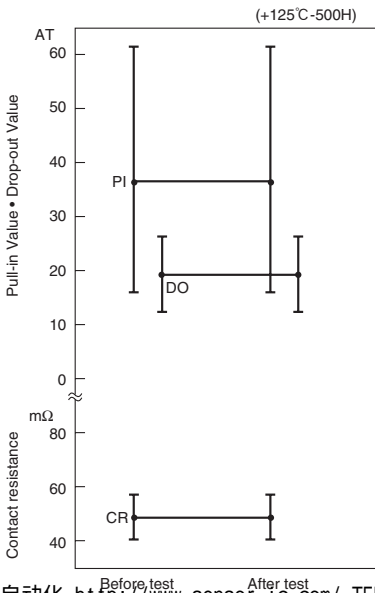
(2) Temperature cycle



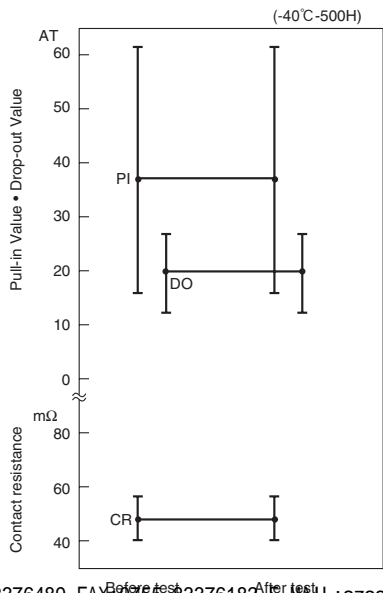
(3) Temperature and humidity cycle



(4) High temperature storage test

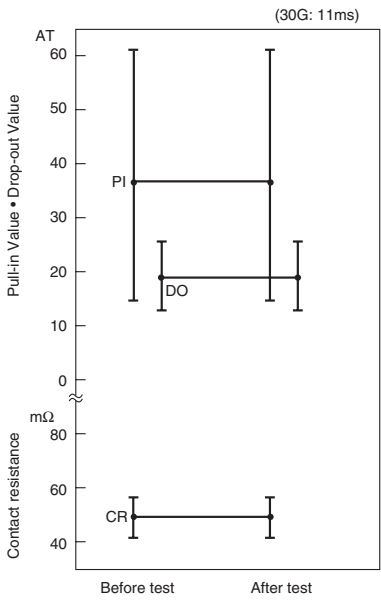


(5) Low temperature storage test

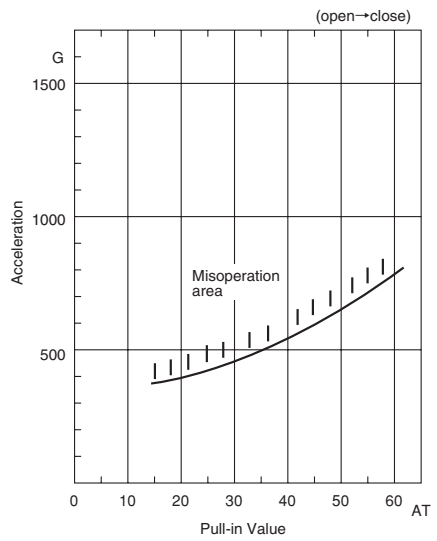


(6) Shock test

1) Electrical characteristics

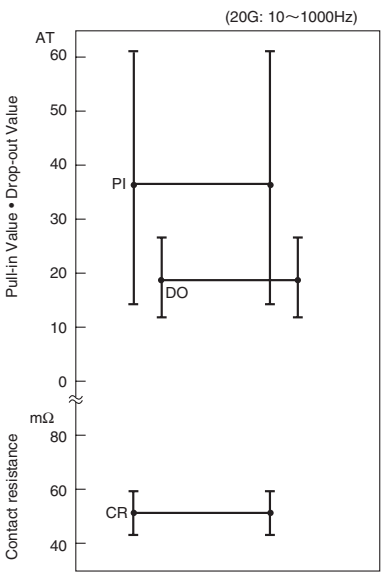


2) Misoperation area



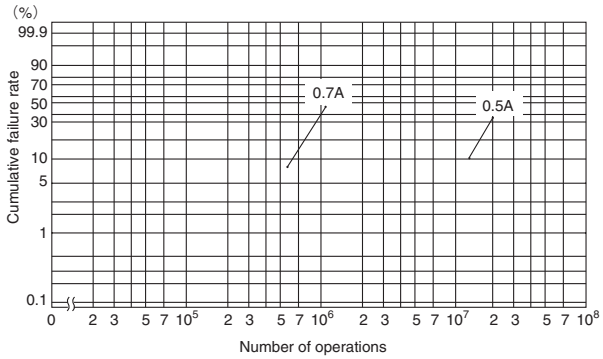
3

(7) Vibration test



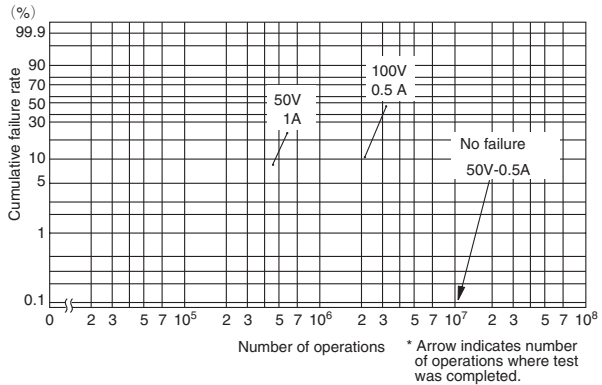
■ LIFE EXPECTANCY DATA: ORD2210

Load conditions
 Voltage: 100VAC
 Current: 0.7A, 0.5A
 Load: Resistive load



3

Load conditions
 Voltage: 100VDC, 50VDC
 Current: 0.5A, 1.0A, 0.5A
 Load: Resistive load



Load conditions
 Voltage: 15VDC
 Current: 3mA
 Load: Resistive load

