

Power Relay

G6RN

Heavy-duty Miniature Relay

- Incorporates environmentally-friendly, cadmium-free contacts
- Variety of contact forms: SPDT or SPST-NO (continuous current rating: 8 A)
- Low profile (0.39W X 1.12L X 0.59H inches)
- High dielectric strength of 4 kV with 8mm creepage/clearance
- Sealed plastic construction
- Ideal for switching contactors, solenoids and motors



Ordering Information

Classification	Structure	Contact material	Contact form	
			SPST-NO	SPDT
Standard	Plastic-sealed	AgNi + gold plating	G6RN-1A	G6RN-1

Note: When ordering, add the rated coil voltage to the model number.

Example: G6RN-1A 24 VDC

Rated coil voltage

MODEL NUMBER LEGEND

G6RN-□□□□□-□
1 2 3 4 5 6

1. Number of Poles

1: 1 pole

2. Contact Form

None: SPDT

A: SPST-NO

3. Contact Type

None: Single contact

4. Enclosure Ratings

None: Plastic-sealed

5. Terminals

None: Standard PCB

6. Contact Material

None: AgNi + gold plating

ACD: AgCdO + gold plating

Specifications

■ COIL RATINGS

Rated voltage	5 VDC	6 VDC	12 VDC	24 VDC	48 VDC
Rated current	44 mA	36.7 mA	18.3 mA	9.2 mA	5.2 mA
Coil resistance	114 Ω	164 Ω	655 Ω	2,620 Ω	9,210 Ω
Must operate voltage	70% max. of rated voltage				
Must release voltage	10% min. of rated voltage				
Max. voltage	110% of rated voltage				
Power consumption	Approx. 220 mW				Approx. 250 mW

Note: 1. The rated current and coil resistance are measured at a coil temperature of 23°C with a tolerance of ±10%.
 2. Operating characteristics are measured at a coil temperature of 23°C.

■ CONTACT RATINGS

Contact type	Single contact
Configuration	SPDT, SPST-NO
Contact material	AgNi + gold plating (standard)
Max. switching voltage	250 VAC, 125 VDC
Rated switching current	8 A at 250 VAC 5 A at 30 VDC
Max. switching capacity	2,000 VA, 150W
Min. permissible load	10 mA, 5 VDC

Note: Current value for switching 125 VDC is 0.15 A resistive and 0.1 A inductive (L/R = 7 ms)

■ CHARACTERISTICS

Contact resistance	100 mΩ max.	
Operate time	15 ms max.	
Release time	5 ms max.	
Max. operating frequency	Mechanical	36,000 operations/hr
	Electrical	360 operations/hr (under rated load)
Insulation resistance	1,000 MΩ min.	
Dielectric strength	4,000 VAC: between coil and contacts	
	1,000 VAC: between contacts	
Creepage/clearance	8 mm min. between coil and contacts	
Vibration resistance	Malfunction	NO: 10 to 55 Hz, 1.5-mm double amplitude
		NC: 10 to 55 Hz, 0.8-mm double amplitude
Shock resistance	Destruction	1,000 m/s ² (approx. 100G)
	Malfunction	100 m/s ² (approx. 10G)
Life expectancy	Mechanical	10,000,000 operations min.
Life expectancy	Electrical	Approx. 100,000 operations (see note)
Ambient temperature	Operating	-40°C to 85°C
	Storage	-40°C to 85°C
Ambient humidity	Operating	35% to 85%
Weight	Approx. 9 g	
Protection class	II according to VDE0106 Part 1	
Insulation class	C/250 according to VDE0110	

Note: Resistive load test at 250 VAC, 8 A, room temperature with diode.
 Continuous monitoring must be performed to detect contact sticking and short circuit.
 Dielectric strength measured at 500 V for 1 minute with the same polarity.

APPROVED STANDARDS

IEC255 (Includes Reinforced Insulation and Spacing Requirements According to IEC65, 335-1, 950, EN60335-1, 60950)

Standard	Contact form	Coil ratings	Contact ratings	Conditions
IEC255-1-00 IEC255-0-20	SPDT SPST-NO	5, 6, 12, 24, 48 VDC	8 A at 250 VAC ($\cos\phi = 1$) (see note)	Pollution degree: 3 Overvoltage category: II Operating range: class 1 Pick-up class: class C Ambient temperature: -40°C to 85°C

Note: VAC according to IEC417.

VDE

Standard	Contact form	Coil ratings	Contact ratings	Conditions
VDE0435 Part201 VDE0435 Part120	SPDT SPST-NO	5, 6, 12, 24, 48 VDC	8 A at 250 VAC ($\cos\phi = 1$)	Insulation group according to VDE0110 C/250 Operating range: class 1 Pick-up class: class C Ambient temperature: -40°C to 85°C

UL (File No. E41515)

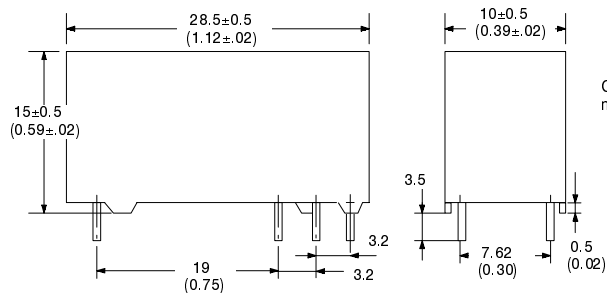
CSA (File No. LR31928)

Standard	Contact form	Coil ratings	Contact ratings
UL508	SPDT SPST-NO	5, 6, 12, 24, 48 VDC	250 VAC, 10 A resistive 250 VAC, 8 A resistive, 85°C 30 VDC, 5 A

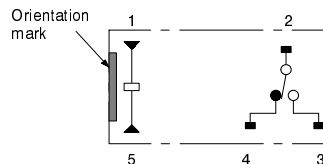
Dimensions

Unit: mm (inch)

SPDT TYPE

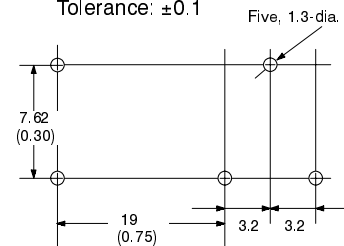


Terminal Arrangement/
Internal Connections
(Bottom View)

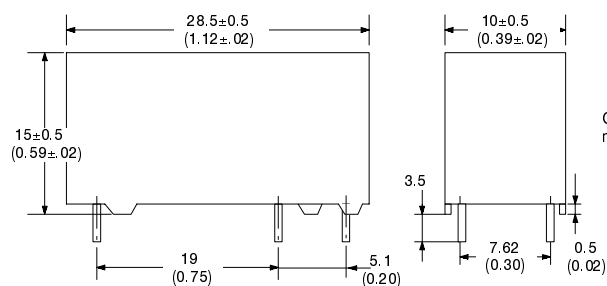


Mounting Holes
(Bottom View)

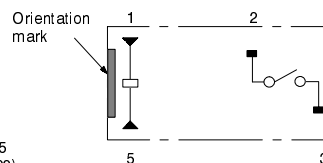
Tolerance: ± 0.1



SPST-NO TYPE

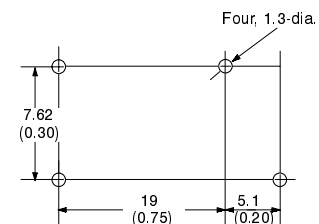


Terminal Arrangement/
Internal Connections
(Bottom View)



Mounting Holes
(Bottom View)

Tolerance: ± 0.1



NOTE: DIMENSIONS SHOWN ARE IN MILLIMETERS. To convert millimeters to inches divide by 25.4.

OMRON[®]
OMRON ELECTRONICS, INC.
One East Commerce Drive
Schaumburg, IL 60173
1-800-55-OMRON

OMRON CANADA, INC.
885 Milner Avenue
Scarborough, Ontario M1B 5V8
416-286-6465