

**DISCRETE SEMICONDUCTORS**

# DATA SHEET

## **BLV946** UHF power transistor

Product specification  
Supersedes data of 1995 Jun 29

1997 Oct 30

## UHF power transistor

BLV946

## FEATURES

- Internal input and output matching for easy matching, high gain and efficiency
- Poly-silicon emitter ballasting resistors for an optimum temperature profile
- Gold metallization ensures excellent reliability.

## APPLICATIONS

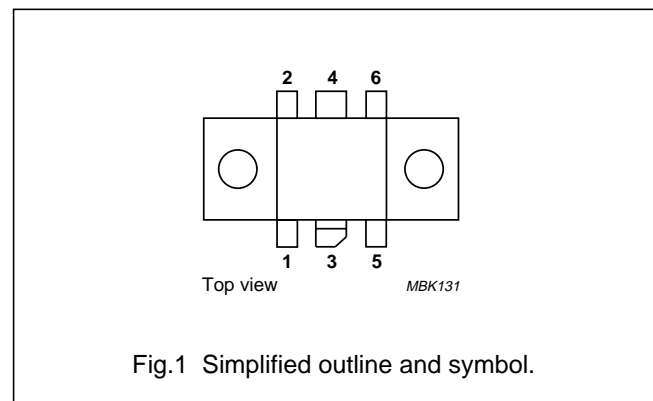
- Base stations in the 850 to 960 MHz frequency range.

## DESCRIPTION

NPN silicon planar transistor intended for common emitter class-AB operation. The transistor has internal input and output matching by means of MOS capacitors. The encapsulation is a SOT273A flange envelope with a ceramic cap. All leads are isolated from the flange.

## PINNING - SOT273A

PIN	DESCRIPTION
1	emitter
2	emitter
3	collector
4	base
5	emitter
6	emitter



## QUICK REFERENCE DATA

RF performance at  $T_h = 25\text{ }^\circ\text{C}$  in a common emitter test circuit.

MODE OF OPERATION	f (MHz)	$V_{CE}$ (V)	$P_L$ (W)	$G_p$ (dB)	$\eta_c$ (%)
CW, class-AB	960	26	40	$\geq 9$	$\geq 55$

## WARNING

## Product and environmental safety - toxic materials

This product contains beryllium oxide. The product is entirely safe provided that the BeO disc is not damaged. All persons who handle, use or dispose of this product should be aware of its nature and of the necessary safety precautions. After use, dispose of as chemical or special waste according to the regulations applying at the location of the user. It must never be thrown out with the general or domestic waste.

# UHF power transistor

# BLV946

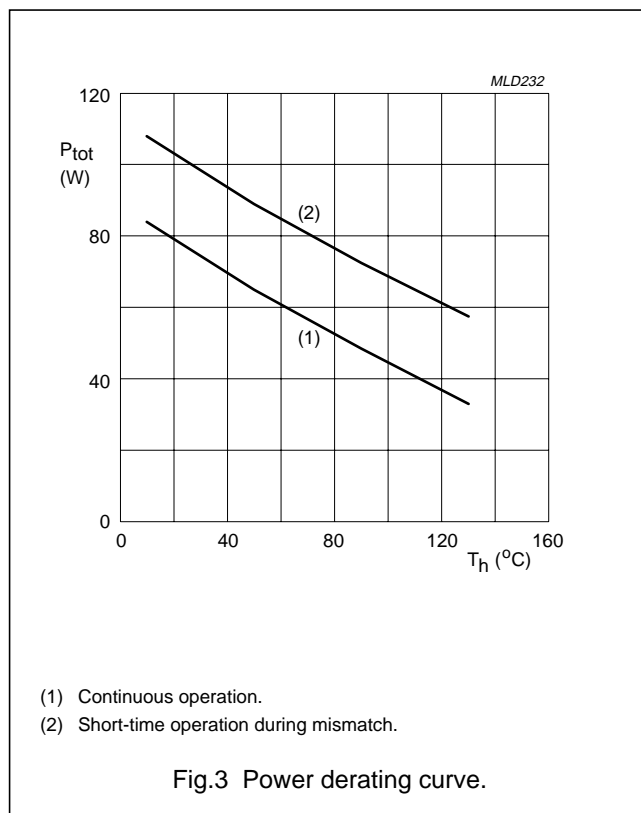
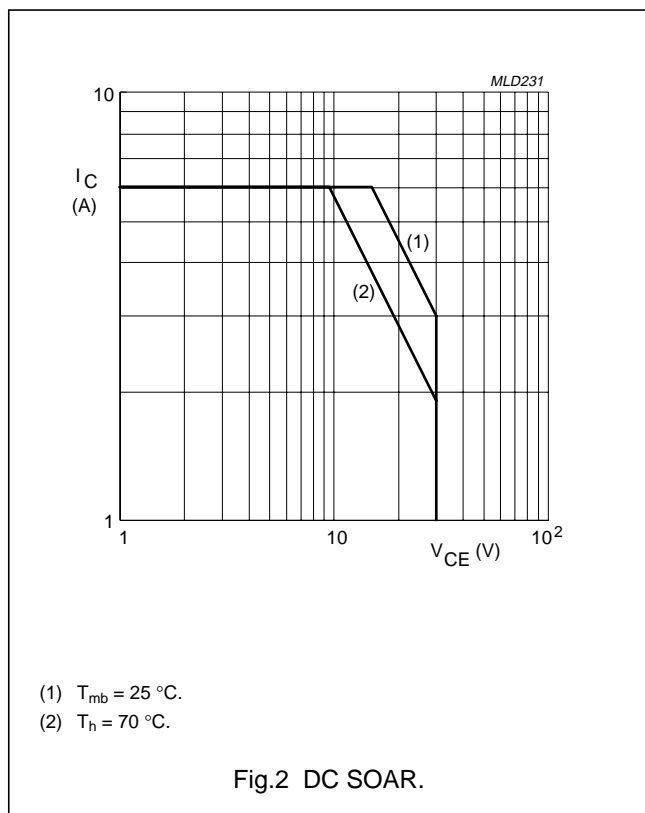
## LIMITING VALUES

In accordance with the Absolute Maximum Rating System (IEC 134).

SYMBOL	PARAMETER	CONDITIONS	MIN.	MAX.	UNIT
$V_{CBO}$	collector-base voltage	open emitter	–	70	V
$V_{CEO}$	collector-emitter voltage	open base	–	30	V
$V_{EBO}$	emitter-base voltage	open collector	–	3	V
$I_C$	collector current (DC)		–	6	A
$I_{C(AV)}$	average collector current		–	6	A
$P_{tot}$	total power dissipation	up to $T_{mb} = 25\text{ °C}$	–	90	W
$T_{stg}$	storage temperature range		–65	+150	°C
$T_j$	operating junction temperature		–	+200	°C

## THERMAL CHARACTERISTICS

SYMBOL	PARAMETER	CONDITIONS	VALUE	UNIT
$R_{th\ j-mb}$	thermal resistance from junction to mounting base	$P_{tot} = 90\text{ W}; T_{mb} = 25\text{ °C}$	1.94	K/W
$R_{th\ mb-h}$	thermal resistance from mounting base to heatsink		0.3	K/W



## UHF power transistor

BLV946

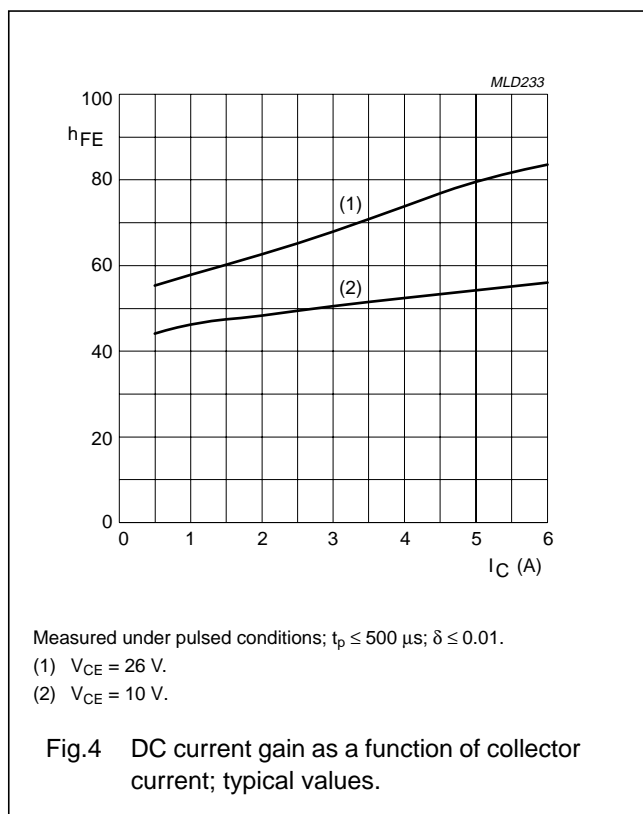
## CHARACTERISTICS

 $T_j = 25\text{ }^\circ\text{C}$  unless otherwise specified.

SYMBOL	PARAMETER	CONDITIONS	MIN.	TYP.	MAX.	UNIT
$V_{(BR)CBO}$	collector-base breakdown voltage	open emitter; $I_C = 30\text{ mA}$	70	–	–	V
$V_{(BR)CEO}$	collector-emitter breakdown voltage	open base; $I_C = 60\text{ mA}$	30	–	–	V
$V_{(BR)EBO}$	emitter-base breakdown voltage	open collector; $I_E = 1.2\text{ mA}$	3	–	–	V
$I_{CES}$	collector leakage current	$V_{BE} = 0$ ; $V_{CE} = 28\text{ V}$	–	–	3	mA
$h_{FE}$	DC current gain	$V_{CE} = 10\text{ V}$ ; $I_C = 2\text{ A}$ ; note 1	30	–	120	
$C_c$	collector capacitance	$V_{CB} = 26\text{ V}$ ; $I_E = i_e = 0$ ; $f = 1\text{ MHz}$ ; note 2	–	33	–	pF

## Notes

1. Measured under pulsed conditions:  $t_p \leq 500\text{ }\mu\text{s}$ ;  $\delta \leq 0.01$ .
2.  $C_c$  value is that of the die only; it is not measurable because of internal matching network.



# UHF power transistor

# BLV946

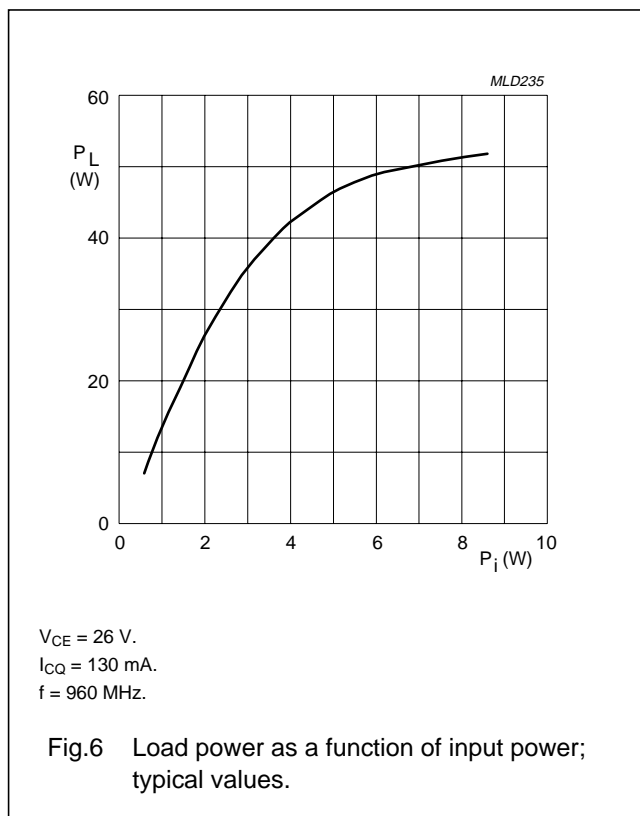
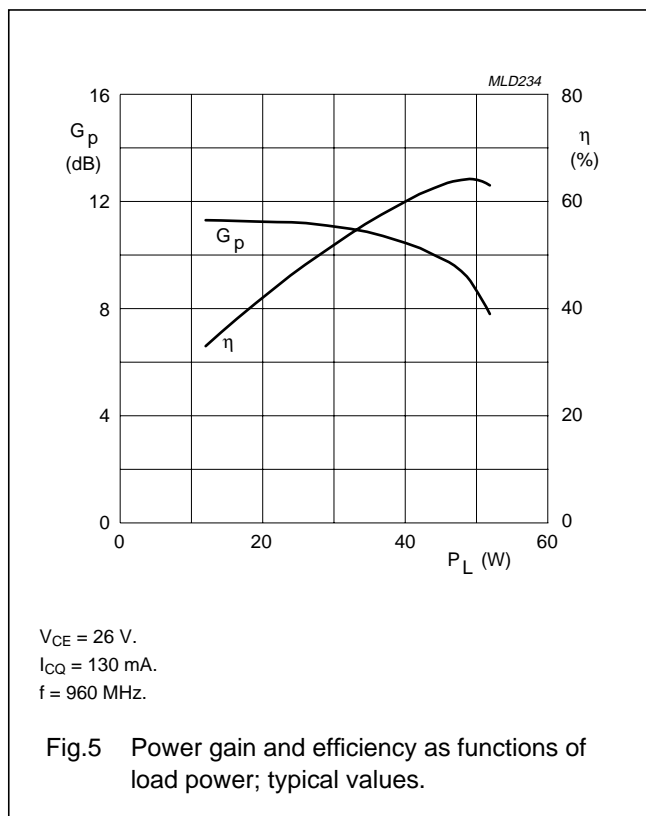
## APPLICATION INFORMATION

RF performance at  $T_h = 25\text{ }^\circ\text{C}$  in a common emitter, class-AB test circuit;  $R_{th\ mb-h} = 0.3\text{ K/W}$ .

MODE OF OPERATION	f (MHz)	V <sub>CE</sub> (V)	I <sub>CQ</sub> (mA)	P <sub>L</sub> (W)	G <sub>p</sub> (dB)	η <sub>c</sub> (%)
CW, class-AB	960	26	130	40	≥9 typ. 11	≥55 typ. 60

### Ruggedness in class-AB operation

The BLV946 is capable of withstanding a load mismatch corresponding to VSWR = 5 : 1 through all phases at rated output power, under the following conditions: V<sub>CE</sub> = 26 V; f = 960 MHz; I<sub>CQ</sub> = 130 mA; T<sub>h</sub> = 25 °C; R<sub>th mb-h</sub> = 0.3 K/W.



## UHF power transistor

## BLV946

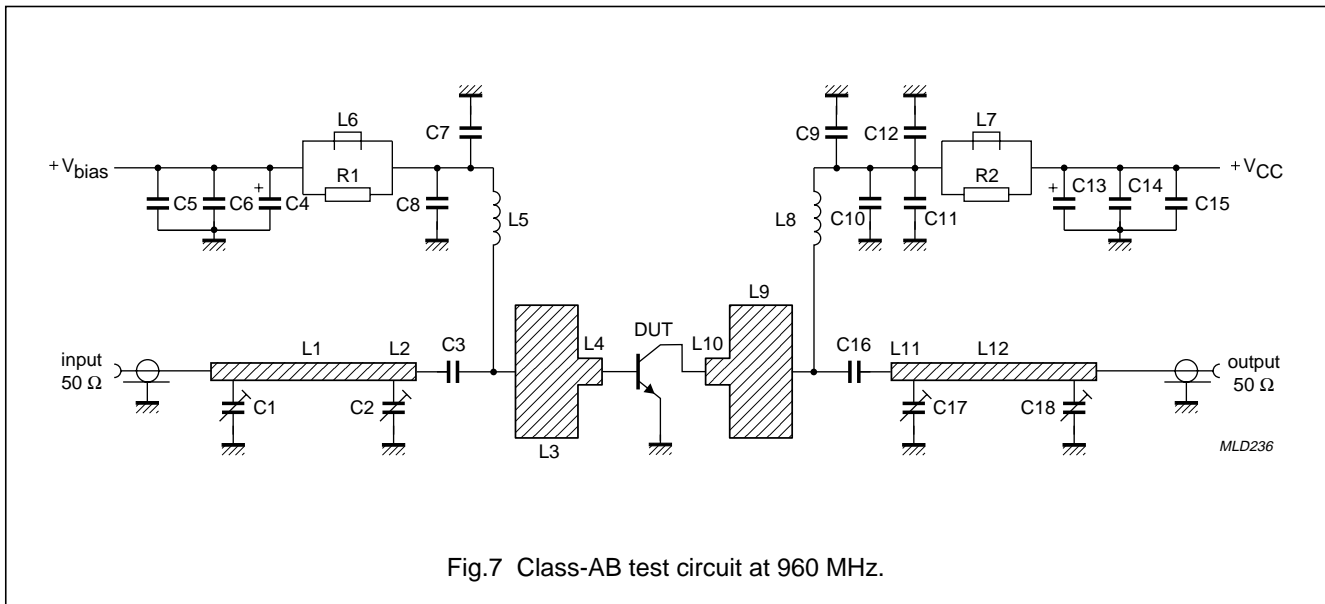


Fig.7 Class-AB test circuit at 960 MHz.

## List of components

COMPONENT	DESCRIPTION	VALUE	DIMENSIONS	CATALOGUE No.
C1, C2, C17, C18	TEKELEC variable capacitor type 6451	12 pF		
C3, C16	multilayer ceramic chip capacitor; note 1	68 pF, 500 V		
C4, C13	electrolytic capacitor	10 $\mu$ F, 63 V		2222 030 28109
C5, C8, C10, C13, C15	multilayer ceramic chip capacitor; note 1	20 pF, 500 V		
C6	multilayer ceramic chip capacitor	100 nF, 50 V		2222 581 76641
C7, C11	multilayer ceramic chip capacitor; note 1	100 pF, 500 V		
C9	multilayer ceramic chip capacitor	470 pF, 50 V		2222 731 18471
C12	multilayer ceramic chip capacitor	10 nF, 50 V		2222 731 18103
C14	multilayer ceramic chip capacitor	22 nF, 50 V		2222 731 18223
L1	stripline; note 2	50 $\Omega$	length 36 mm width 2.2 mm	
L2	stripline; note 2	50 $\Omega$	length 8 mm width 2.2 mm	
L3, L9	stripline; note 2	8 $\Omega$	length 10 mm width 20 mm	
L4, L10	stripline; note 2	37 $\Omega$	length 4.5 mm width 3.5 mm	

## UHF power transistor

BLV946

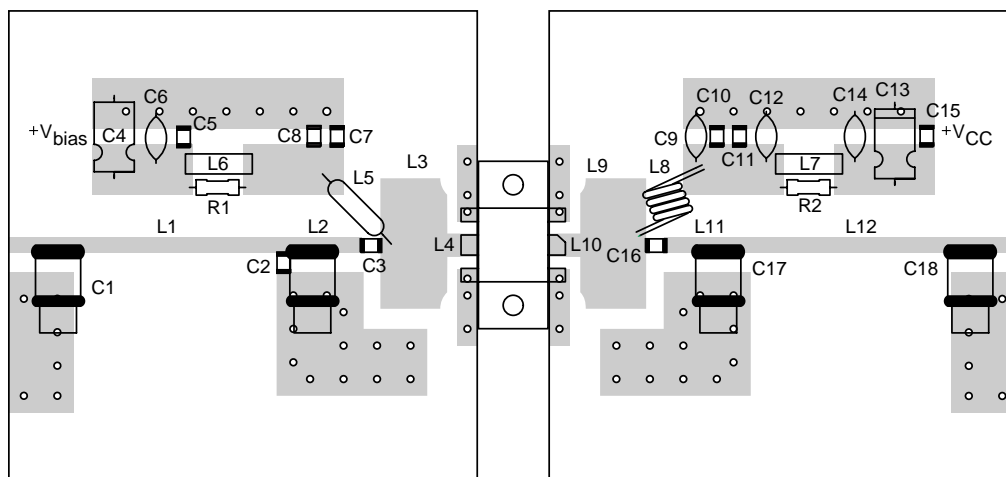
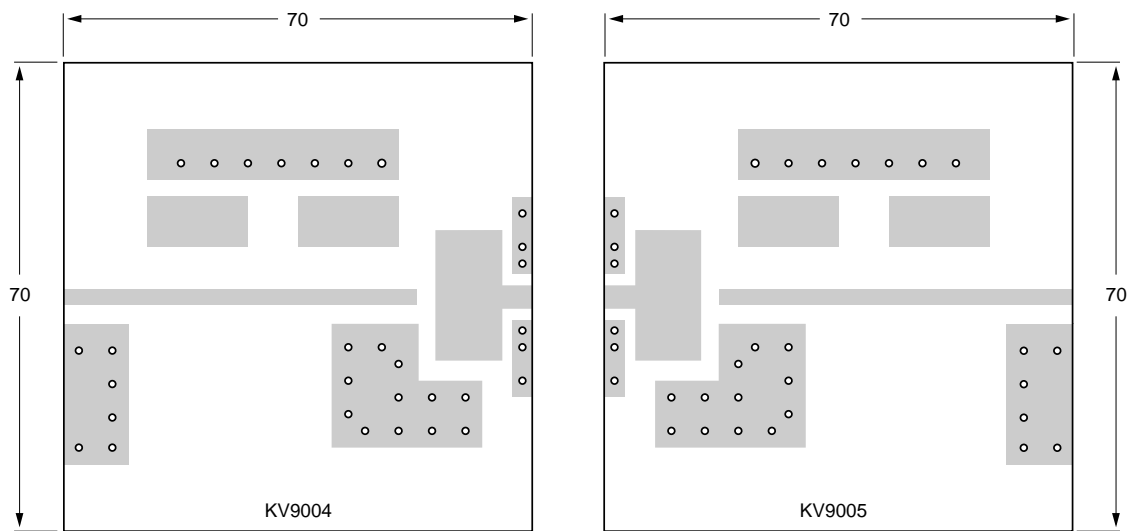
COMPONENT	DESCRIPTION	VALUE	DIMENSIONS	CATALOGUE No.
L5	microchoke	2.2 $\mu$ H		4322 057 02281
L6, L7	Ferroxcube wide band HF choke, grade 3B			4312 020 36642
L8	4.5 turns enamelled 1 mm copper wire	50 nH	internal dia. 4 mm close wound	
L11	stripline; note 2	50 $\Omega$	length 7 mm width 2.2 mm	
L12	stripline; note 2	50 $\Omega$	length 37 mm width 2.2 mm	
R1, R2	metal film resistor	100 $\Omega$ ; 0.4 W		2322 171 11001

**Notes**

1. American Technical Ceramics type 100B or capacitor of same quality.
2. The striplines are on a double copper-clad printed-circuit board, with PTFE microfibre-glass dielectric ( $\epsilon_r = 2.2$ ); thickness  $\frac{1}{32}$ " ; thickness of the copper sheet  $2 \times 35 \mu\text{m}$ .

UHF power transistor

BLV946



MLD237

Dimensions in mm.

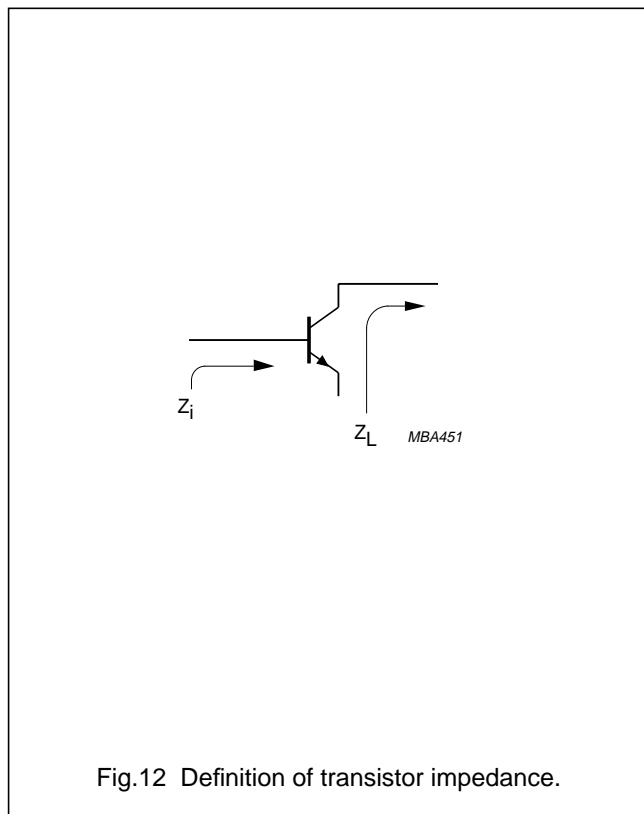
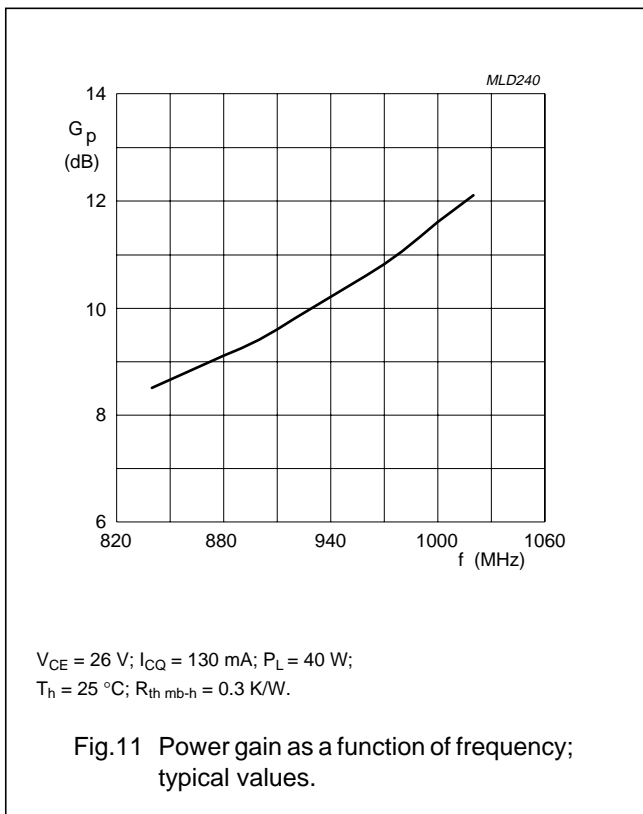
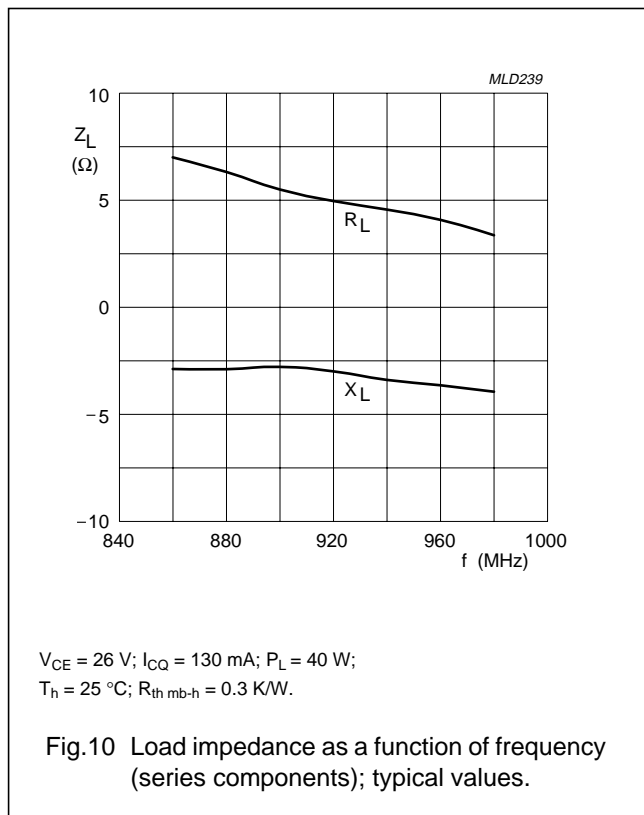
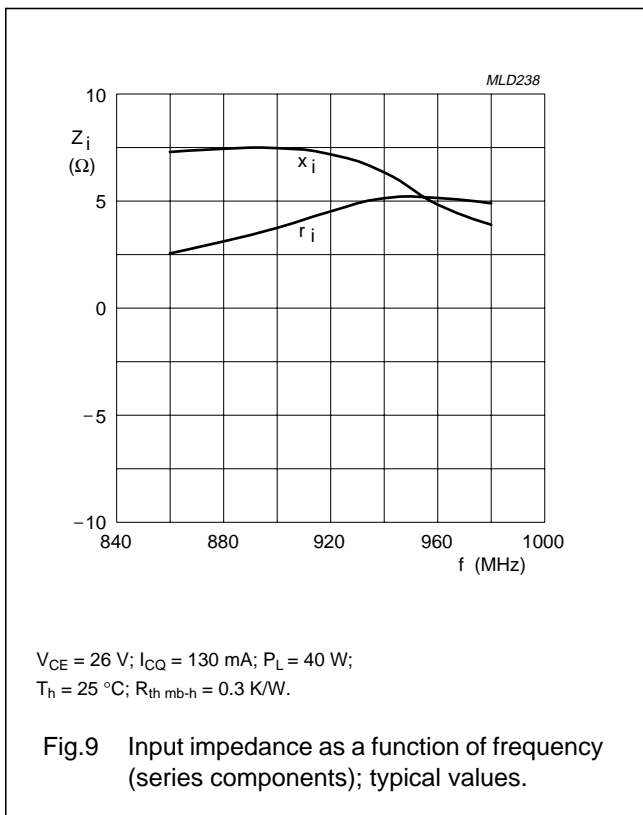
The components are located on one side of the copper-clad PTFE microfibre-glass board, the other side is unetched and serves as a ground plane. Earth connections from the component side to the ground plane are made by through metallization.

Fig.8 Component layout and printed circuit board for 960 MHz class-AB test circuit.



UHF power transistor

BLV946



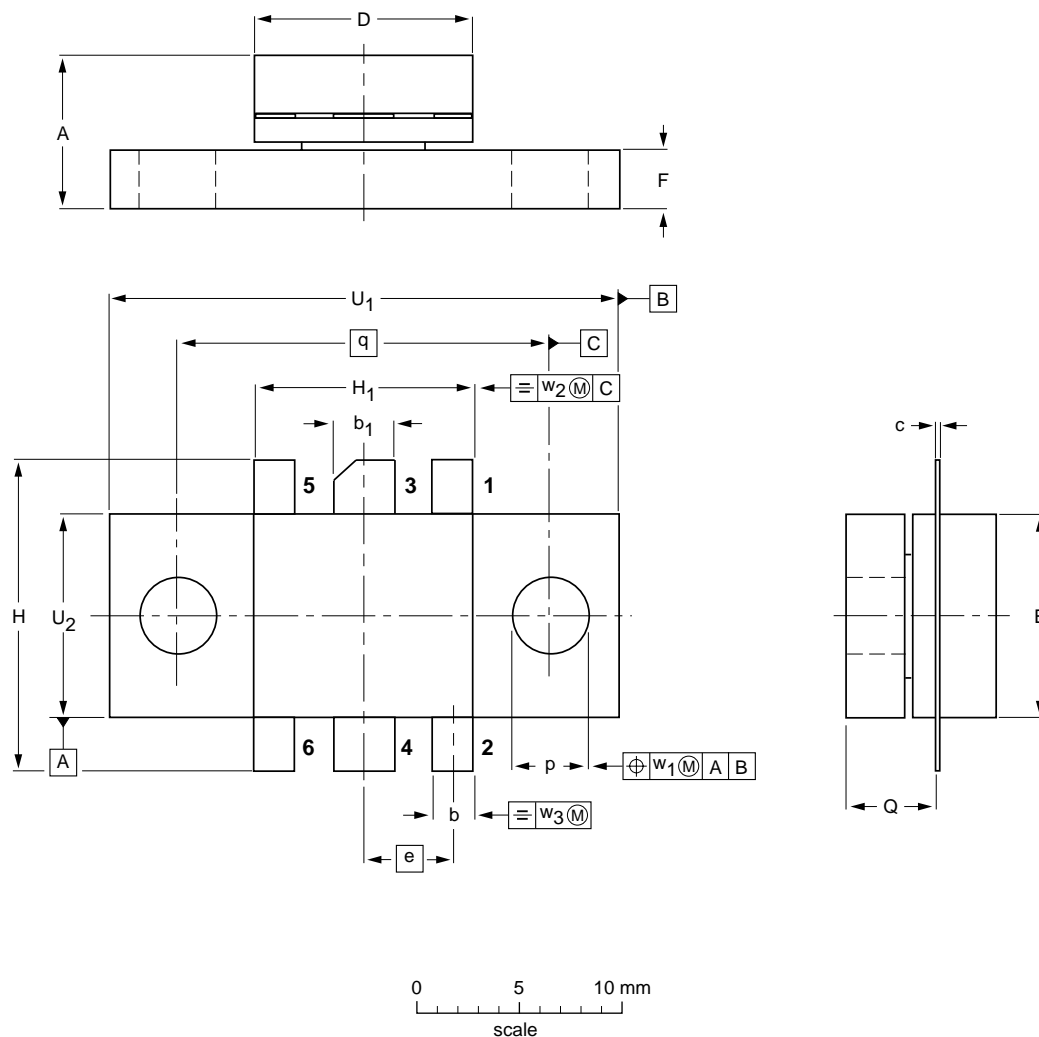
# UHF power transistor

# BLV946

## PACKAGE OUTLINE

Flanged ceramic package; 2 mounting holes; 6 leads

SOT273A



**DIMENSIONS (millimetre dimensions are derived from the original inch dimensions)**

UNIT	A	b	b <sub>1</sub>	c	D	E	e	F	H	H <sub>1</sub>	p	Q	q	U <sub>1</sub>	U <sub>2</sub>	w <sub>1</sub>	w <sub>2</sub>	w <sub>3</sub>
mm	7.45 7.27	2.42 1.80	3.18 2.92	0.16 0.10	10.93 10.66	10.29 10.03	4.35	3.05 2.54	15.75 14.73	10.93 10.66	3.31 3.04	4.35 4.03	18.42	24.90 24.63	10.29 10.03	0.51	1.02	0.25
inches	0.286 0.254	0.095 0.071	0.125 0.115	0.006 0.004	0.430 0.420	0.405 0.395	0.171	0.120 0.100	0.62 0.58	0.43 0.42	0.130 0.120	0.171 0.159	0.725	0.98 0.97	0.405 0.395	0.02	0.04	0.01

OUTLINE VERSION	REFERENCES				EUROPEAN PROJECTION	ISSUE DATE
	IEC	JEDEC	EIAJ			
SOT273A						97-06-28

## UHF power transistor

BLV946

**DEFINITIONS**

<b>Data Sheet Status</b>	
Objective specification	This data sheet contains target or goal specifications for product development.
Preliminary specification	This data sheet contains preliminary data; supplementary data may be published later.
Product specification	This data sheet contains final product specifications.
<b>Limiting values</b>	
Limiting values given are in accordance with the Absolute Maximum Rating System (IEC 134). Stress above one or more of the limiting values may cause permanent damage to the device. These are stress ratings only and operation of the device at these or at any other conditions above those given in the Characteristics sections of the specification is not implied. Exposure to limiting values for extended periods may affect device reliability.	
<b>Application information</b>	
Where application information is given, it is advisory and does not form part of the specification.	

**LIFE SUPPORT APPLICATIONS**

These products are not designed for use in life support appliances, devices, or systems where malfunction of these products can reasonably be expected to result in personal injury. Philips customers using or selling these products for use in such applications do so at their own risk and agree to fully indemnify Philips for any damages resulting from such improper use or sale.

# Philips Semiconductors – a worldwide company

**Argentina:** see South America

**Australia:** 34 Waterloo Road, NORTH RYDE, NSW 2113,  
Tel. +61 2 9805 4455, Fax. +61 2 9805 4466

**Austria:** Computerstr. 6, A-1101 WIEN, P.O. Box 213, Tel. +43 160 1010,  
Fax. +43 160 101 1210

**Belarus:** Hotel Minsk Business Center, Bld. 3, r. 1211, Volodarski Str. 6,  
220050 MINSK, Tel. +375 172 200 733, Fax. +375 172 200 773

**Belgium:** see The Netherlands

**Brazil:** see South America

**Bulgaria:** Philips Bulgaria Ltd., Energoproject, 15th floor,  
51 James Bourchier Blvd., 1407 SOFIA,  
Tel. +359 2 689 211, Fax. +359 2 689 102

**Canada:** PHILIPS SEMICONDUCTORS/COMPONENTS,  
Tel. +1 800 234 7381

**China/Hong Kong:** 501 Hong Kong Industrial Technology Centre,  
72 Tat Chee Avenue, Kowloon Tong, HONG KONG,  
Tel. +852 2319 7888, Fax. +852 2319 7700

**Colombia:** see South America

**Czech Republic:** see Austria

**Denmark:** Prags Boulevard 80, PB 1919, DK-2300 COPENHAGEN S,  
Tel. +45 32 88 2636, Fax. +45 31 57 0044

**Finland:** Sinikalliontie 3, FIN-02630 ESPOO,  
Tel. +358 9 615800, Fax. +358 9 61580920

**France:** 4 Rue du Port-aux-Vins, BP317, 92156 SURESNES Cedex,  
Tel. +33 1 40 99 6161, Fax. +33 1 40 99 6427

**Germany:** Hammerbrookstraße 69, D-20097 HAMBURG,  
Tel. +49 40 23 53 60, Fax. +49 40 23 536 300

**Greece:** No. 15, 25th March Street, GR 17778 TAVROS/ATHENS,  
Tel. +30 1 4894 339/239, Fax. +30 1 4814 240

**Hungary:** see Austria

**India:** Philips INDIA Ltd, Band Box Building, 2nd floor,  
254-D, Dr. Annie Besant Road, Worli, MUMBAI 400 025,  
Tel. +91 22 493 8541, Fax. +91 22 493 0966

**Indonesia:** see Singapore

**Ireland:** Newstead, Clonskeagh, DUBLIN 14,  
Tel. +353 1 7640 000, Fax. +353 1 7640 200

**Israel:** RAPAC Electronics, 7 Kehilat Saloniki St, PO Box 18053,  
TEL AVIV 61180, Tel. +972 3 645 0444, Fax. +972 3 649 1007

**Italy:** PHILIPS SEMICONDUCTORS, Piazza IV Novembre 3,  
20124 MILANO, Tel. +39 2 6752 2531, Fax. +39 2 6752 2557

**Japan:** Philips Bldg 13-37, Kohnan 2-chome, Minato-ku, TOKYO 108,  
Tel. +81 3 3740 5130, Fax. +81 3 3740 5077

**Korea:** Philips House, 260-199 Itaewon-dong, Yongsan-ku, SEOUL,  
Tel. +82 2 709 1412, Fax. +82 2 709 1415

**Malaysia:** No. 76 Jalan Universiti, 46200 PETALING JAYA, SELANGOR,  
Tel. +60 3 750 5214, Fax. +60 3 757 4880

**Mexico:** 5900 Gateway East, Suite 200, EL PASO, TEXAS 79905,  
Tel. +9-5 800 234 7381

**Middle East:** see Italy

**Netherlands:** Postbus 90050, 5600 PB EINDHOVEN, Bldg. VB,  
Tel. +31 40 27 82785, Fax. +31 40 27 88399

**New Zealand:** 2 Wagener Place, C.P.O. Box 1041, AUCKLAND,  
Tel. +64 9 849 4160, Fax. +64 9 849 7811

**Norway:** Box 1, Manglerud 0612, OSLO,  
Tel. +47 22 74 8000, Fax. +47 22 74 8341

**Philippines:** Philips Semiconductors Philippines Inc.,  
106 Valero St. Salcedo Village, P.O. Box 2108 MCC, MAKATI,  
Metro MANILA, Tel. +63 2 816 6380, Fax. +63 2 817 3474

**Poland:** Ul. Lukiska 10, PL 04-123 WARSZAWA,  
Tel. +48 22 612 2831, Fax. +48 22 612 2327

**Portugal:** see Spain

**Romania:** see Italy

**Russia:** Philips Russia, Ul. Usatcheva 35A, 119048 MOSCOW,  
Tel. +7 095 755 6918, Fax. +7 095 755 6919

**Singapore:** Lorong 1, Toa Payoh, SINGAPORE 1231,  
Tel. +65 350 2538, Fax. +65 251 6500

**Slovakia:** see Austria

**Slovenia:** see Italy

**South Africa:** S.A. PHILIPS Pty Ltd., 195-215 Main Road Martindale,  
2092 JOHANNESBURG, P.O. Box 7430 Johannesburg 2000,  
Tel. +27 11 470 5911, Fax. +27 11 470 5494

**South America:** Rua do Rocio 220, 5th floor, Suite 51,  
04552-903 São Paulo, SÃO PAULO - SP, Brazil,  
Tel. +55 11 821 2333, Fax. +55 11 829 1849

**Spain:** Balmes 22, 08007 BARCELONA,  
Tel. +34 3 301 6312, Fax. +34 3 301 4107

**Sweden:** Kottbygatan 7, Akalla, S-16485 STOCKHOLM,  
Tel. +46 8 632 2000, Fax. +46 8 632 2745

**Switzerland:** Allmendstrasse 140, CH-8027 ZÜRICH,  
Tel. +41 1 488 2686, Fax. +41 1 481 7730

**Taiwan:** Philips Semiconductors, 6F, No. 96, Chien Kuo N. Rd., Sec. 1,  
TAIPEI, Taiwan Tel. +886 2 2134 2865, Fax. +886 2 2134 2874

**Thailand:** PHILIPS ELECTRONICS (THAILAND) Ltd.,  
209/2 Sanpavuth-Bangna Road Prakanong, BANGKOK 10260,  
Tel. +66 2 745 4090, Fax. +66 2 398 0793

**Turkey:** Talatpasa Cad. No. 5, 80640 GÜLTEPE/ISTANBUL,  
Tel. +90 212 279 2770, Fax. +90 212 282 6707

**Ukraine:** PHILIPS UKRAINE, 4 Patrice Lumumba str., Building B, Floor 7,  
252042 KIEV, Tel. +380 44 264 2776, Fax. +380 44 268 0461

**United Kingdom:** Philips Semiconductors Ltd., 276 Bath Road, Hayes,  
MIDDLESEX UB3 5BX, Tel. +44 181 730 5000, Fax. +44 181 754 8421

**United States:** 811 East Arques Avenue, SUNNYVALE, CA 94088-3409,  
Tel. +1 800 234 7381

**Uruguay:** see South America

**Vietnam:** see Singapore

**Yugoslavia:** PHILIPS, Trg N. Pasica 5/v, 11000 BEOGRAD,  
Tel. +381 11 625 344, Fax. +381 11 635 777

**For all other countries apply to:** Philips Semiconductors, Marketing & Sales Communications,  
Building BE-p, P.O. Box 218, 5600 MD EINDHOVEN, The Netherlands, Fax. +31 40 27 24825

**Internet:** <http://www.semiconductors.philips.com>

© Philips Electronics N.V. 1997

SCA55

All rights are reserved. Reproduction in whole or in part is prohibited without the prior written consent of the copyright owner.

The information presented in this document does not form part of any quotation or contract, is believed to be accurate and reliable and may be changed without notice. No liability will be accepted by the publisher for any consequence of its use. Publication thereof does not convey nor imply any license under patent- or other industrial or intellectual property rights.

Printed in The Netherlands

127067/00/03/pp12

Date of release: 1997 Oct 30

Document order number: 9397 750 02986

*Let's make things better.*

**Philips**  
**Semiconductors**

SUNSTAR自动化 <http://www.sensor-ic.com/> TEL: 0755-83376489 FAX: 0755-83376182 E-MAIL: szss20@163.com



**PHILIPS**